



all needs under... one roof!



PRODUCT CATALOGUE

2018



all needs under... one roof!

Founded in 2018, All4lodging distributes a wide range of lighting solutions for residential, commercial and specialty lighting needs. We pride ourselves in being a lighting solutions provider by offering our clients a broad line of innovative and high quality lighting products. We pledge to deliver superior customer service by employing and training a team of highly experienced lighting professionals.

Our mission is to distribute high quality energy-efficient lighting that offers unbeatable pricing. We strive to maintain a huge inventory in order to meet the needs of our clients as quickly as possible.

All4lodging is committed to distributing products that are increasingly more energy-efficient; but also reduces installation costs by making our products fast and easy installation.

We ourselves have been in the hospitality business for over 15 years and know what our customers will need in order to increase their annual sales overall. We have been supplying hoteliers with quality products since 2018.

OUR CLIENTELE



Contents

| | |
|-------------------------------------|----|
| LED Tubes & Bulbs | 4 |
| LED Panels & Troffers | 6 |
| LED Wallpack | 7 |
| LED Garden Light | 8 |
| LED Floodlight | 9 |
| LED Downlight | 11 |
| LED Shoebox Light/ Commercial Light | 12 |
| Bollard Light | 13 |
| LED Canopy Light | 13 |
| LED Up/Down, Up & Down Light | 14 |
| LED Wall Washer | 15 |
| LED Vanity Light | 15 |
| LED Interior Wall Scone | 17 |
| LED Ceiling Light | 19 |
| LED Exhaust Fan | 20 |
| Lamp Collections | 21 |
| LED Corn Bulb | 24 |
| LED Retrofit Bulb | 25 |
| LED Mirror | 25 |

LED Tubes & Bulbs

T8 Tubes

| Available in | | | |
|--------------|--------|--------|--------|
| 2 feet | 3 feet | 4 feet | 8 feet |



| | | | | |
|---------|--------------------|--------------|--------------|--------------|
| Cover | Frosted | Clear | Frosted | Clear |
| Watts | 18W | | 18W | |
| Voltage | 100-277VAC 50/60Hz | | | |
| CCT | 5000-6500K | | | |
| CRI | > 80 | | | |
| Lumens | 1800-2000 lm | 2050-2250 lm | 2200-2400 lm | 2550-2750 lm |

PL Tubes



| | | | | |
|--------------|-----------------|-----------------|-------------|-------------|
| Model | GX23 | | GX24 R2Pins | GX24 R4Pins |
| Watts | 8W | 7W | 11W | 11W |
| Voltage | 120-277V | 100-120V | 120-277V | 120-277V |
| CCT | 6500K | | | |
| CRI | > 80 | | | |
| Lumens | 800 lm | 600 lm | 1100 lm | 1100 lm |
| Power Factor | 0.9 | | | |
| Beam Angle | 360 degree | | | |
| Dimension | 31.6*20.8*176.6 | 31.6*20.8*176.6 | 42*150 | 42*150 |
| Dimmable | No | | | |

Bulbs



| | | |
|------------|------------------|---------|
| Watt | 9W | 14W |
| Voltage | 120V | |
| CCT | 3000K | 5000K |
| CRI | > 80 | |
| Lumens | 800 lm | 1500 lm |
| Beam Angle | 220 degree | |
| Size | 2.36 x 4.43 (in) | |
| Dimmable | No | |

LED Tubes & Bulbs

Batten Light

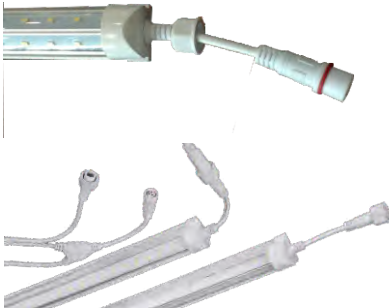
| Available in | |
|--------------|--------|
| 2 feet | 4 feet |



| | | |
|--------------------------|---------|---------|
| Watts | 20W | 40W |
| Lumens | 2200 lm | 4400 lm |
| CRI | > 85 | > 85 |
| Waterproof Rating | IP44 | IP44 |

Cooler Lights

| Available in | | |
|--------------|--------|--------|
| 4 feet | 5 feet | 6 feet |



| | | | | |
|------------------|---------------|-------------|-------------|-------|
| Cover | Clear/Striped | | | |
| Watts | 18W (4ft.) | 32W (5ft.) | 40W (6ft.) | |
| Voltage | AC 100-277V | | | |
| CCT | 6500K | 6500K | 5000K | 6500K |
| CRI | > 80 | | | |
| lm/W | 130lm/W | | | |
| Dimension | L1198*D28mm | L1598*D28mm | L1798*D28mm | |

Integrated Tubes

| Available in | | | |
|--------------|--------|--------|--------|
| 2 feet | 3 feet | 4 feet | 8 feet |



| | | |
|------------------|-----------------------|------------|
| Cover | Clear/Striped | |
| Watts | 45W (8ft.) | 60W (8ft.) |
| Voltage | 100-250VAC 50-60Hz | |
| CCT | 6500K | |
| CRI | > 80 | |
| lm/W | 130 lm/W | |
| Material | AL + PC | |
| Dimension | L2398mm*D26mm, 2 rows | |


LED Panels & Troffers

Troffer Light



| | | |
|-------------------|-------------------------------------|-------------------|
| Type | 2 x 2 | 2 x 4 |
| Watts | 40W | 60W |
| Voltage | 100-277VAC 50/60Hz (0-10V Dimmable) | |
| CCT | 5000K | |
| CRI | > 80 | |
| Lumens | 4400-4800lm | 6700-7100lm |
| PFC | > 0.9 | |
| Viewing Angle | 120 degree | |
| Waterproof Rating | IP41 | |
| LED Type | 2835 (0.2W) | |
| Material | Fe | |
| Dimension | 603 x 603 x 86mm | 603 x 1213 x 86mm |

Panel Light



| | | | |
|-------------------|--------------------|----------------|----------------|
| Type | 2 x 2 | 2 x 2 | 2 x 4 |
| Watts | 40W | 55W | 72W |
| Voltage | 100-277VAC 50/60Hz | | |
| CCT | 5000K, 6000K | | |
| CRI | > 80 | | |
| Lumens | 3600 - 4600 lm | 4600 - 5200 lm | 6500 - 7200 lm |
| PFC | > 80 | | |
| Viewing Angle | 120 degree | | |
| Waterproof Rating | IP41 | | |
| LED Brand | EPISTAR | | |
| LED Type | SMD 2825 | SMD 4014 | SMD 2835 |
| Material | Aluminium | | |
| Dimension | 603*603*58mm | 603*603*58mm | 603*1213*58mm |

Mini Wallpack



| | | | | |
|--------------------------|--------------------|---------------|------------------|--------|
| Watts | 15W | 20W | 18W | 26W |
| Voltage | 100-277VAC 50/60Hz | | | |
| CCT | 5700 K | | | |
| CRI | > 80 | | > 70 | |
| Lumens | 1500 - 1800lm | 2000 - 2400lm | 2000lm | 3000lm |
| PFC | > 0.88 | > 0.95 | 0.95 | 0.95 |
| Viewing Angle | 80 x 110 degree | | 100 degree | |
| Waterproof Rating | IP65 | | | |
| Housing | Aluminium | | | |
| Dimension | 218 x 147 x 74mm | | 152 x 91 x 232mm | |

Movable Wallpack



| | | | |
|--------------------------|--------------------|--------------------|--------------------|
| Watts | 40W | 80W | 120W |
| Voltage | 100-277VAC 50/60Hz | | |
| CCT | 5700 K | | |
| CRI | > 70 | | |
| Lumens | 5000 - 5400 lm | 10400 - 11200 lm | 14400 - 15600 lm |
| PFC | > 0.9 | | |
| Viewing Angle | 60 degree | | |
| Waterproof Rating | IP65 | | |
| Housing | Aluminium | | |
| Dimension | 9.13 x 5.67 x 5.20 | 9.13 x 8.86 x 5.20 | 9.13 x 8.86 x 5.20 |

LED Wallpack

Traditional Wallpack



| | | | | |
|-------------------|-----------------------|-----------------|------------------|------------------|
| Watts | 60W | 80W | 100W | 120W |
| Voltage | 100-277VAC 50/60Hz | | | |
| CCT | 5700 K | | | |
| CRI | > 80 | | | |
| Lumens | 6600 - 7200 lm | 9200 - 10000 lm | 11500 - 12500 lm | 13800 - 15000 lm |
| PFC | > 0.9 | | | |
| Viewing Angle | 110 degree | | | |
| Waterproof Rating | IP65 | | | |
| LED Type | 2835 (0.5W) | | | |
| Housing | Aluminium(ADC12) + PC | | | |
| Dimension | 360.5*235*194mm | 360.5*235*194mm | 459*248*223mm | 459*248*223mm |

LED Garden Light



| | |
|------------|--------------|
| Watts | 150W |
| Voltage | AC100 - 277V |
| LED Type | Epistar 2835 |
| CCT | 5700K |
| Dimensions | 450*H650 mm |

Floodlights



| | | |
|---------------------|--------------------------------------|----------------------|
| Watts | 100W | 150W |
| Voltage | 200 - 240VAC / 110 ~ 130VAC 50/60 Hz | |
| Lumens | 11000 lm | 16500 lm |
| CCT | 2700 K - 7000 K | |
| CRI | 80 | |
| Power Factor | ≥ 0.9 | |
| Housing | Aluminium | |
| Dimming | No | |
| Dimensions | 12.4" x 1.8" x 10.7" | 14.4" x 1.9" x 11.1" |

Ground Floodlights



(50W)



(70W)



(40W)

| | | | |
|----------------|--------------------|---------|---------|
| Watts | 40W | 50W | 70W |
| Voltage | 100-277VAC 50-60Hz | | |
| CCT | 5700 K | | |
| CRI | ≥ 80 | 70 | > 80 |
| Lumens | 4800lm | 4500 lm | 6800 lm |
| PFC | > 0.9 | > 0.9 | > 0.95 |

LED Floodlights

G4 Floodlights



(100W & 150W)



(200W)



(240W & 300W)

| | | | | | |
|-------------------|------------------------|-----------------|------------------|-----------------|-----------------|
| Watts | 100W | 150W | 200W | 240W | 300W |
| Voltage | 100-277VAC 50-60Hz | | | | |
| CCT | 5700K | | | | |
| CRI | > 70 | | | | |
| Lumens | 13500 - 14500lm | 17500 - 18800lm | 25500 - 28500lm | 30000 - 34000lm | 36000 - 41000lm |
| PFC | > 0.9 | | | | |
| Viewing Angle | 150*85 Degree TYPE III | | | | |
| Waterproof Rating | IP65 | | | | |
| LED Brand | PHILIPS | | | | |
| LED Type | LUXEON 3030 2D (1.5W) | | | | |
| Housing | Aluminium | | | | |
| Dimensions | 482 x 320 x 73mm | | 692 x 340 x 86mm | | |

Flood with mount bracket



| | |
|-----------|--------------------|
| Watts | 50W |
| Voltage | 100-277VAC 50-60Hz |
| CCT | 5700K |
| CRI | 70 |
| Lumens | 4500 lm |
| PFC | > 0.9 |
| Material | Aluminium |
| Dimension | 9.5" x 8.3" x 1.7" |

Downlights



| | | | |
|----------|---------------|-----------|-----------|
| Watts | 11W | 16W | 30W |
| Voltage | AC 120V | | |
| CCT | 4000K, 5000K | | |
| CRI | 90+ | > 80 | > 80 |
| Lumens | 700lm | 1050lm | 2500lm |
| LED Type | Luminous 3020 | SMD | SMD |
| Size | Ø190*66mm | Ø186*85mm | Ø230*99mm |

Square Downlights



| Watts | Voltage | Lumens | CCT | CRI |
|-------|---------|--------|--------|------|
| 11W | 120V AC | 950 lm | 5700 K | > 80 |

Downlight with J-Box



| Watts | Voltage | Lumens | CCT | CRI |
|-------|---------|---------|--------|------|
| 16W | 120V AC | 1100 lm | 5700 K | > 80 |

LED Shoebox Light / Commercial Light

Shoebox Light



| | | | | | | | |
|-------------------|------------------------|----------------|----------------------|------------------|------------------|----------------------|------------------|
| Watts | 100W | 150W | 200W | 240W | 300W | 400W | 480W |
| Voltage | 100-277VAC 50-60Hz | | | | | | |
| CCT | 5700K | | | | | | |
| CRI | >70 | | | | | | |
| Lumens | 12000 - 13000 lm | 17500 -18800lm | 24000 -27000 lm | 30000 - 34000 lm | 36000 - 41000 lm | 44000 - 52000 lm | 52800 - 62400 lm |
| PFC | >0.9 | | | | | | |
| Viewing Angle | 150°85 degree TYPE III | | | | | | |
| Waterproof Rating | IP65 | | | | | | |
| LED Brand | Philips | | | | | | |
| LED Type | LUXEON 3030 2D (1.5W) | | | | | | |
| Housing | Aluminium | | | | | | |
| Dimension | 15.3" x 14.8" x 3.1" | | 22.0" x 16.0" x 4.6" | | | 24.6" x 25.0" x 5.0" | |

UFO



| | | |
|---------|-----------------|-----------------|
| Watts | 150W | 200W |
| Voltage | AC 100-277V | |
| Lumens | 16500 - 19500lm | 22000 - 26000lm |
| Size | Ø8.7"*9.1" | Ø10.2"*9.3" |

Linear Bay Light



| | | |
|---------|---------------------|---------------------|
| Watts | 150W | 200W |
| Voltage | AC 100-277V | |
| Lumens | 20000 - 20400lm | 27000 - 28000lm |
| Size | 36.2" x 5.6" x 4.4" | 47.8" x 5.6" x 4.4" |

Bollard Light



LED Canopy Lights



| | | |
|---------------|--------------------|--------|
| Watts | 40W | 70W |
| Voltage | 100-277VAC 50/60Hz | |
| CCT | 5000K | |
| CRI | > 80 | |
| Lumens | 4000lm | 5900lm |
| PFC | > 0.95 | |
| Viewing Angle | 160 degree | |
| Housing | Aluminium | |



| | | |
|-------------------|--------------------|------------------|
| Watts | 130W | 150W |
| Voltage | 100-277VAC 50/60Hz | |
| CCT | 5700K | |
| CRI | > 80 | |
| Lumens | 13000 - 15600 lm | 15750 - 18000 lm |
| PFC | > 0.9 | |
| Viewing Angle | 100 degree | |
| Waterproof Rating | IP65 | |
| LED Brand | Philips | |
| LED Type | 2835 (0.5W) | |
| Housing | Aluminium | |
| Dimension | 380*380*84mm | |

LED Up/Down, Up & Down Lights

Up/Down Lights

Support Color



| | | |
|-------------------|-------------------|------------|
| Watts | 18W*1 | 24W*1 |
| Voltage | AC85-265V | |
| CRI | > 80 | |
| Lumens | 1800 lm | 2400 lm |
| PFC | > 0.9 | |
| Viewing Angle | 15 - 30 degree | |
| Waterproof Rating | IP65 | |
| LED Brand | Samsung | |
| Housing | Aluminium + Glass | |
| Dimension | Φ145*300mm | Φ160*450mm |

Up & Down Lights

Support Color



| | | |
|-------------------|-------------------|------------|
| Watts | 18W*2 | 24W*2 |
| Voltage | AC85-265V | |
| CRI | > 80 | |
| Lumens | 3600 lm | 4800 lm |
| PFC | > 0.9 | |
| Viewing Angle | 15 - 30 degree | |
| Waterproof Rating | IP65 | |
| LED Brand | Samsung | |
| Housing | Aluminium + Glass | |
| Dimension | Φ145*300mm | Φ160*450mm |

LED Wall Washer

Support Color

RGB



| | |
|-------------------|-------------------|
| Watts | 36W |
| Voltage | AC85-265V |
| CRI | > 80 |
| Lumens | 3600lm |
| PFC | > 0.9 |
| Viewing Angle | 15 - 30 degree |
| Waterproof Rating | IP65 |
| LED Brand | Samsung |
| LED Type | 1W |
| Housing | Aluminium + Glass |
| Dimensions | 350 x 180 x 100mm |

LED Vanity Lights

Bulb Model



(STX-BV5)



(KW-7044-4)

| | | |
|---------|------------|---------------|
| Model | STX-BV5 | KW-7044-4 |
| Voltage | 110 - 120V | |
| Bulbs | 4 Bulbs | 4 x A19 Bulbs |
| Housing | Glass | Satin Nikel |

LED Vanity Lights


Tube Model

Available in

2 feet

3 feet

4 feet



| | | | | | |
|-------------------|--------------------|----------------|---------------|--------------|--------------|
| Model | KV8421 | KV2034 | STX-BV10 | STX-BV10 | STX-BV10 |
| Watts | 36W (3ft.) | 36W (3ft.) | 24W (2ft.) | 36W (3ft.) | 36W (4ft.) |
| Voltage | 110 - 120V | | | | |
| CCT | 6500K | | | | |
| Lumens | 3600lm | 3600lm | 2400lm | 3600lm | 3600lm |
| LED Brand | EPISTAR | | | | |
| LED Type | 2pcs T8 Tubes | | | | |
| Housing | Opal White Acrylic | | | | |
| Dimensions | W37.8"H5"E3.8" | W49.8"H5"E3.8" | W24.68"H5"E4" | W36.8"H5"E4" | W48.7"H5"E4" |

| | | | | | | |
|-------------------|--------------------|--------------------|---------------------|---------------------|---------------------|---------------------|
| Model | KW2034-1 | KW2034-1 | KW2034-1 | KV8009 | KV8009 | KV8009 |
| Watts | 24W (2ft.) | 36W (3ft.) | 36W (4ft.) | 24W (2ft.) | 36W (3ft.) | 36W (4ft.) |
| Voltage | 110 - 120V | | | | | |
| CCT | 6500K | | | | | |
| Lumens | 2400lm | 3600lm | 3600lm | 2400lm | 3600lm | 3600lm |
| LED Brand | EPISTAR | | | | | |
| LED Type | 2pcs T8 Tubes | | | | | |
| Housing | Opal White Acrylic | | | | | |
| Dimensions | W27.2"H4.33"E3.48" | W39.3"H4.33"E3.48" | W51.22"H4.33"E3.48" | W51.22"H4.33"E3.48" | W51.22"H4.33"E3.48" | W51.22"H4.33"E3.48" |

LED Interior Wall Scones



(KW8012)
2 x T8 Tubes



(KW-7011)



(KW-W5913)

| | | | | | |
|-------------------|-------------------|-----------------------|--------------------|----------------------|---------------------|
| Model | SC56 | SC15 | KW8010 | SC2 | KW8921-15SN |
| Watts | 15W | | | | |
| Voltage | 110 - 120V | | | | |
| CCT | 6500K | | | | |
| Lumens | 1500lm | | | | |
| Housing | Metal | Frosted Glass | Frosted Glass | Cream painting glass | Acrylic |
| Dimensions | W25"*H7.87"*E5.5" | W8.86"*H1.0.7"*E3.74" | W8.86"*H12"*E3.74" | W5.7"*H14.6"*E4.13" | W5.7"*H14.6"*E4.13" |

LED Interior Wall Scones

Acrylic Wall Scone



(Double)



(Single)

| Type | Single (1xA19 Bulb) | Double (2xA19 Bulb) |
|--------------|---------------------|---------------------|
| USB Outlet | One | Two |
| Power Outlet | One | Two |

Headboard Light



| | |
|--------|--------------------|
| Watts | 20W (built in LED) |
| CCT | 5000K |
| Lumens | 1800lm |

Round Ceiling Mount

| | | |
|---------|--------------|--------|
| Size | 14" | |
| Watts | 16W | 24W |
| Voltage | AC120V | |
| CCT | 5000 - 6500K | |
| CRI | 80 | |
| Lumens | 1400lm | 1600lm |



24W



16W

Square Ceiling Mount

| | |
|---------|--------------|
| Size | 14" |
| Watts | 22W |
| Voltage | AC120V |
| CCT | 5000 - 6500K |
| CRI | 80 |
| Lumens | 1600lm |



22W

Drum Ceiling Light

| Size | Watts | Lumens | CCT |
|------|-------|--------|-------|
| 13" | 24W | 1800lm | 5000K |



LED Ceiling Light

Slim Panel Light

| | | |
|---------------------|---------------|-----------|
| Watts | 18W | 24W |
| Voltage | AC 100 - 130V | |
| Lumens | 1400lm | 1550lm |
| CCT | 5000K | |
| CRI | > 80 | |
| Power Factor | > 90% | |
| LED Type | SMD 2825 | |
| Dimension | Ø225*13mm | Ø300*13mm |



LED Exhaust Fan



| | |
|--------------------------|------------------------------------------------|
| Watts | Total: 45W - Exhaust Fan: 30W & LED Light: 15W |
| Voltage | AC 110V 50 - 60Hz |
| CCT | 5000K |
| CRI | 80 |
| Lumens | 1100lm |
| PFC | > 100 |
| Viewing Angle | 360 degree |
| Waterproof Rating | 20 |
| LED Brand | Samsung |
| LED Type | 2835 |
| Dimension | 300*300*180mm |

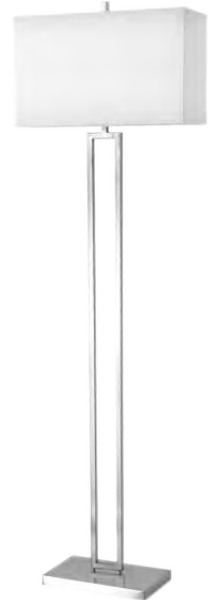
Gatsby Collection



(Single Wall)



(Double Wall)



(Floor)



(Desk)



(Single Table)



(Twin Table)

Corbel Collection



(Single Wall)



(Double Wall)



(Floor)



(Desk)



(Single Table)



(Twin Table)

Lamp Collections

Truly Urs Collection



(Single Wall)



(Double Wall)



(Side Table)



(Floor)



(Desk)



(Single Table)



(Twin Table)

Prestige Collection



(Single Wall)



(Double Wall)



(Desk)



(Single Table)



(Twin Table)




(Floor)


Contemporary Collection



(Single Wall)



(Double Wall)



(Floor)



(Desk)



(Single Table)



(Twin Table)

Andaaz Collection



(Single Wall)



(Double Wall)



(Floor)



(Desk)



(Twin Table)



(Single Table)

LED Corn Bulbs



(20W - 60W)



(80W - 120W)

| | | | | | |
|-------------------|---------------|---------------|-----------|------------|-----------------|
| Watts | 20W | 40W | 60W | 80W | 120W |
| Voltage | AC 100-277V | | | | |
| CCT | 5700K | | | | |
| CRI | > 84 | | | | |
| Lumens | 3250 - 3450lm | 4350 - 4600lm | 7200lm | 14000lm | 16500 - 18000lm |
| PFC | > 0.9 | | | | |
| Viewing Angle | 360 degree | | | | |
| Waterproof Rating | IP64 | | | | |
| LED Brand | EPISTAR | | | | |
| LED Type | SMD 2835 | | | | |
| Housing | Aluminium | | | | |
| Dimension | Ø95*218mm | Ø95*248mm | Ø95*278mm | Ø126*272mm | Ø126*311mm |

LED Retrofit Bulbs



| | | | |
|-------------------|---------------------------|---------------|-----------------|
| Watts | 54W | 75W | 115W |
| Voltage | AC 100-277V | | |
| CCT | 5700K | | |
| CRI | >70 | | |
| Lumens | 6200 - 6600lm | 8300 - 9000lm | 12500 - 13500lm |
| PFC | >0.9 | | |
| Viewing Angle | 90*150 degree (Type III) | | |
| Waterproof Rating | IP51 | | |
| LED Brand | PHILIPS | | |
| LED Type | LUXEON 3030 2D (1.5W) | | |
| Housing | Magnesium Alloy + AL + PC | | |
| Dimension | 297*138*87mm | | |

LED Mirror



| | | | |
|---------|---------|-------|-------|
| Size | 4 x 4 | 3 x 3 | 3 x 4 |
| Voltage | AC 110V | | |
| Watts | 50W | 32W | 42W |
| Housing | White | | |
| CCT | 5000K | | |
| CRI | >80 | | |

Many more products


FA8 Tubes



Modules



TV Mount



LED Rope



Exit Sign



Air Plunger



Hair Dryer



Shower Rod



Chair



LIGHTING UP THE FUTURE



ENVISIONING A RADIANT FUTURE

The mission is to deliver great lighting that will pay for its guaranteed and make the world a better place. The commitment is to provide constant and never-ending improvement in the products.



all needs under... one roof!

OFFICE

Naresh ND" Bhakta
Cell: 626.253.6355
Fax: 562.402.7802
nareshbhakta@aol.com
naresh@all4lodging.com

18809 Pioneer Blvd, Artesia CA 90701 | www.all4lodging.com